

LATTICE



LATTICE	01.180A05001
Power	10W
Beam angle	wallwasher
Color temperature	2700K/3000K/3500K/4000K/2700K-6000K/RGBW
Light efficiency	43lm/W
Color rendering index	≥90
Operating temperature	-25-50°C
Rated life hours	35,000-50,000H LM80
LED chip	SMD



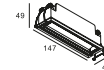
LATTICE	01.180A10001
Power	20W
Beam angle	wallwasher
Color temperature	2700K/3000K/3500K/4000K/2700K-6000K/RGBW
Light efficiency	48lm/W
Color rendering index	≥90
Operating temperature	-25-50°C
Rated life hours	35,000-50,000H LM80
LED chip	SMD



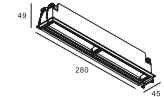
LATTICE	01.180A15001
Power	30W
Beam angle	wallwasher
Color temperature	2700K/3000K/3500K/4000K/2700K-6000K/RGBW
Light efficiency	50lm/W
Color rendering index	≥90
Operating temperature	-25-50°C
Rated life hours	35,000-50,000H LM80
LED chip	SMD

OPTIONS

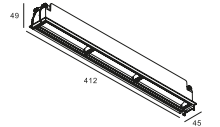
1	Non-DIM
2	TRIAC
3	0/1-10V
4	DALI
5	BLE
6	ZIGBEE



01.180A05001



01.180A10001



01.180A15001

COLOUR | BK ■ WH □ | MATERIAL | AL | ABS+PC |