



shiny silver



rose gold



gold



bright black



matt black



matt white

LATTICE CEILING





LATTICE CEILING		03.180D02000
Power		4W
Beam angle		22°/36°/45°
Color temperature		2700K/3000K/3500K/4000K
Light efficiency		60lm/W
Color rendering index		≥90
Operating temperature		-25~50°C
Rated life hours		35,000-50,000H LM80
LED chip		SMD



LATTICE CEILING		03.180D15000
Power		30W
Beam angle		22°/36°/45°
Color temperature		2700K/3000K/3500K/4000K
Light efficiency		79lm/W
Color rendering index		≥90
Operating temperature		-25~50°C
Rated life hours		35,000-50,000H LM80
LED chip		SMD



LATTICE CEILING		03.180D05000
Power		10W
Beam angle		22°/36°/45°
Color temperature		2700K/3000K/3500K/4000K
Light efficiency		73lm/W
Color rendering index		≥90
Operating temperature		-25~50°C
Rated life hours		35,000-50,000H LM80
LED chip		SMD




LATTICE CEILING		03.180D10000
Power		20W
Beam angle		22°/36°/45°
Color temperature		2700K/3000K/3500K/4000K
Light efficiency		79lm/W
Color rendering index		≥90
Operating temperature		-25~50°C
Rated life hours		35,000-50,000H LM80
LED chip		SMD



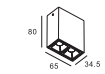
OPTIONS

1	Non-DIM
2	TRIAC
3	0/1-10V

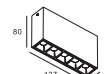
ACCESSORIES



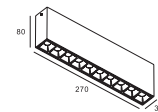
03.180D02000



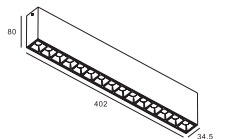
03.180D05000



03.180D10000



03.180D15000



COLOUR | BK ■ WH □ | MATERIAL | AL | ABS+PC |

COLOUR | BK ■ WH □ | MATERIAL | AL | ABS+PC |