

SIDEWINDER II

Window Illuminator

Key Features

20W
24VDC

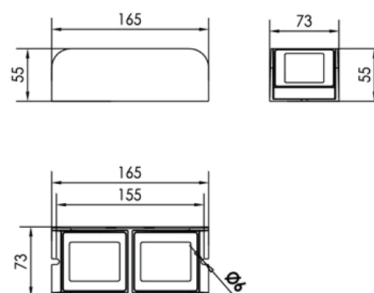
CREE LEDs
Single Colour
RGBW
IP65
Elliptical Optic Distribution
DMX onboard
Remote Driver (DALI)




Illumination



Dimensions



Classification & Certifications




Optical Performance

White / Single Colour



8° x 120°



Finishes

