









- 
shiny silver
- 
rose gold
- 
gold
- 
bright black
- 
matt black
- 
matt white

LATTICE TRACK



LATTICE TRACK		02.180E05000
Power		10W
Beam angle		22°/36°/45°
Color temperature		2700K/3000K/3500K/4000K
Light efficiency		73lm/W
Color rendering index		≥90
Operating temperature		-25~50℃
Rated life hours		35,000-50,000H LM80
LED chip		SMD



LATTICE TRACK		02.180E10000
Power		20W
Beam angle		22°/36°/45°
Color temperature		2700K/3000K/3500K/4000K
Light efficiency		79lm/W
Color rendering index		≥90
Operating temperature		-25~50℃
Rated life hours		35,000-50,000H LM80
LED chip		SMD



LATTICE TRACK		02.180E15000
Power		30W
Beam angle		22°/36°/45°
Color temperature		2700K/3000K/3500K/4000K
Light efficiency		79lm/W
Color rendering index		≥90
Operating temperature		-25~50℃
Rated life hours		35,000-50,000H LM80
LED chip		SMD



OPTIONS

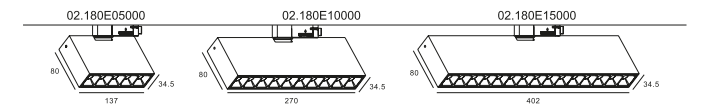
1	Non-DIM
2	TRIAC



ACCESSORIES

	FROSTED LENS		SQUARE SPREAD LENS		RECTANGLE SPREAD LENS
---	--------------	---	--------------------	---	-----------------------

SUITABLE TRACK SYSTEM

1	3-CIRCUITS
2	1-CIRCUIT



COLOUR | BK ■ WH □ | MATERIAL |  AL |  ABS+PC |